



# CORNET

lampshade | user guide



UMAGE



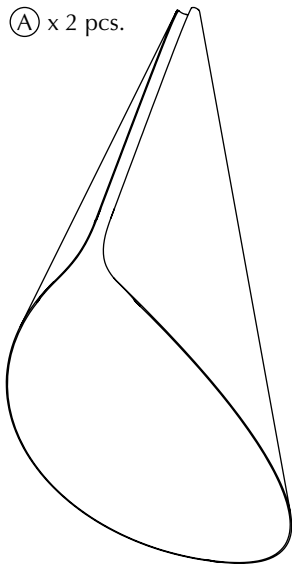
## WITH LOVE FROM COPENHAGEN

At UIMAGE, our designers take inspiration from the distinct nature of the Nordic landscape to create unique designs related to the way we live in an urban setting. Influenced by the design language, colours and materials found around us in Scandinavia, we create a collection that is rooted in our home but designed for everyone.



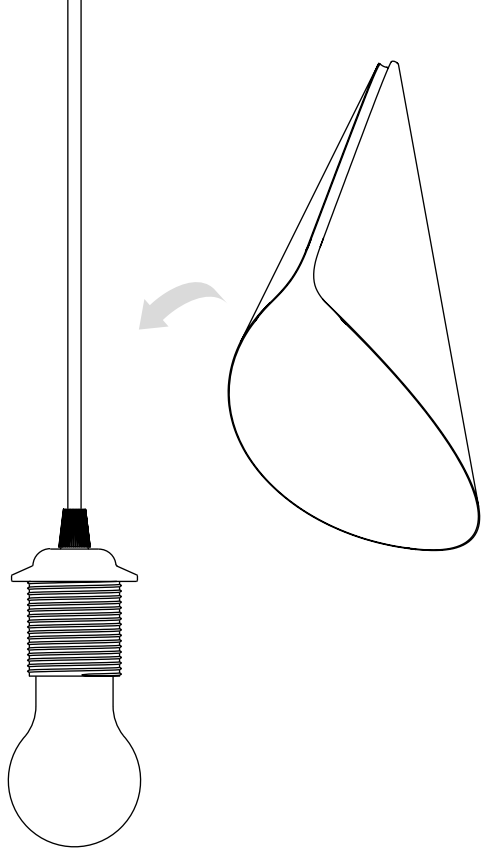
## ASSEMBLY GUIDE

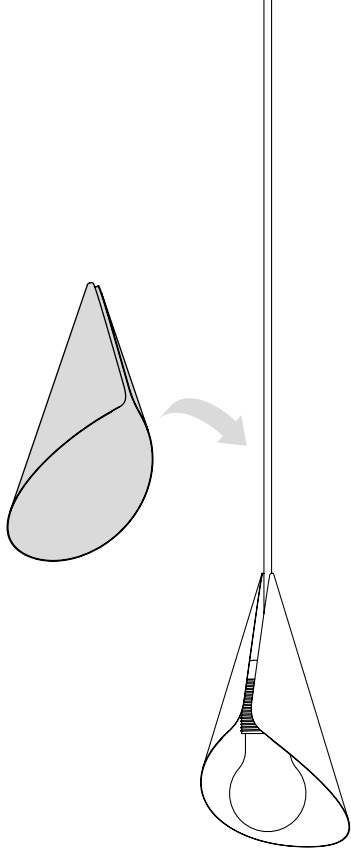
Ⓐ x 2 pcs.

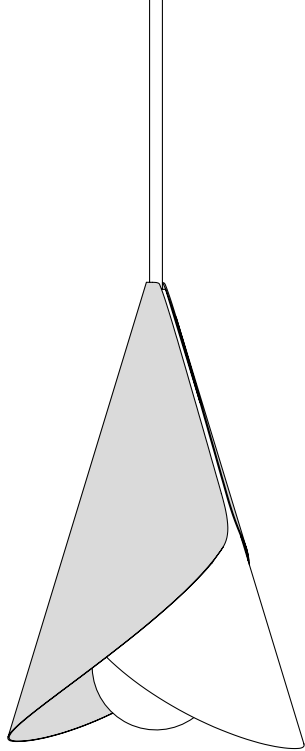


Find assembly videos by using the QR code or by going online at our website

**[umage.com/instructions](https://umage.com/instructions)**











DESIGNED BY  
JACOB JOHAN WÜRTZEN

“ In the intersection  
of geometry and  
asymmetry I designed  
a conical lampshade  
with multiple  
expressions. „

## CARE AND MAINTENANCE

Please follow the below care and safety instructions to ensure many years of enjoyment with your new design item from UIMAGE.

Clean the surface by wiping it with a dry cloth. Dirt can be removed with a damp cloth.

Keep these instructions at hand for future reference.

**A CONVERSATION PIECE**  
dark oak | spring green



EOS

medium | light grey



**THE READER**  
oak | silver grey



**CHIMES**  
oak



# UMAGE UNFOLD AT HOME

GET THE FREE UIMAGE APP

Preview our entire collection in your own home – before you buy

Imagine an UIMAGE lamp or furniture piece in your home. Is it the right design, size and colour? We made it easier for you to find the perfect UIMAGE design. Just download our free **UMAGE Unfold at Home** app from the App Store or Play Store, and see how our designs will look in your home!



FOLLOW US ON SOCIAL MEDIA



@umagedesign | #umagedesign | umage.com



UMAGE