


CORD SET

warning guide



UMAGE



WITH LOVE FROM COPENHAGEN

At UIMAGE, our designers take inspiration from the distinct nature of the Nordic landscape to create unique designs related to the way we live in an urban setting. Influenced by the design language, colours and materials found around us in Scandinavia, we create a collection that is rooted in our home but designed for everyone.

Versatile, flexible and multifunctional, our designs are created to enhance an urban lifestyle in smaller spaces!

ENGLISH

IMPORTANT! Always shut off the power to the circuit before starting installation work. In some countries, electrical installation work may only be carried out by an authorised electrical contractor. Contact your local electricity authority for advice.

DEUTSCH

WICHTIG! Vor der Installation den Strom abschalten. In einigen Ländern dürfen Elektroinstallationen nur von autorisierten Elektrofachleuten ausgeführt werden. Im Zweifelsfall die örtlichen Behörden ansprechen.

FRANÇAIS

ATTENTION! Toujours couper l'alimentation au panneau principal avant de procéder à l'installation. Dans certains pays, l'installation doit être effectuée par un électricien qualifié. Pour en savoir plus, contacter les autorités locales compétentes en la matière.

NEDERLANDS

BELANGRIJK! Schakel de stroom altijd uit voordat met de installatie wordt begonnen. In sommige landen mogen elektrische installaties alleen worden uitgevoerd door een bevoegd elektricien. Neem daarom contact op met de plaatselijke overheid voor advies.

DANSK

VIGTIG! Sluk altid før strømmen, før installationen påbegyndes. I nogle lande må elektriske installationer kun udføres af en uddannet elektriker. Få oplysninger hos de relevante myndigheder.

ÍSLENSKA

MIKILVÆGT! Sláið rafmagnið úr áður en uppsetning hefst. Í sumum löndum þarf uppsetning að vera framkvæmd af löggiltum rafvirkja. Leitið ráða hjá rafvirkja varðandi uppsetninguna.

NORSK

VIKTIG! Elektriske installasjoner skal utføres av elektriker. Steng av strømmtilførselen til strømkretsen med riktig sikring før installasjonsarbeidet påbegynnes.

SUOMI

TÄRKEÄÄ! Katkaise aina virta pääkatkaisimestra ennen asennusta. Joissakin maissa kytkennän saa tehdä vain ammattitaitoinen sähköasentaja. Selvitä paikalliset määräykset.

SVENSKA

VIKTIGT! Stäng alltid av strömmen innan installation påbörjas. I vissa länder får elektrisk installation endast utföras av auktoriserad elektriker. Kontakta din lokala myndighet för råd.

ČESKY

DŮLEŽITÉ! Před instalací vždy odpojte ze sítě. V některých zemích může instalaci provést pouze

kvalifikovaný elektrikář. Kontaktujte o radu nejbližšího elektrikáře.

ESPAÑOL

IMPORTANTE! Desconecta siempre el interruptor general de la electricidad antes de iniciar cualquier trabajo de instalación. En algunos países, la instalación eléctrica sólo puede realizarla un electricista profesional. Ponte en contacto con las autoridades locales para saber cuál es tu caso.

ITALIANO

IMPORTANTE! Togli sempre tensione al circuito prima di iniziare l'installazione. In alcune nazioni l'installazione elettrica può essere effettuata solo da un elettricista autorizzato. Per maggiori informazioni, contatta l'autorità locale per l'energia elettrica.

MAGYAR

FONTOS! Minden esetben kapcsold

le az áramot mielőtt elkezdted a munkát. Néhány országban elektromos installációt kizárólag szakember végezhet. Ezzel kapcsolatlanban érdeklődj elektromos szolgáltatódnál.

POLSKI

WAŻNE! Przed rozpoczęciem instalacji odłącz zasilanie. W niektórych państwach instalacje elektryczne mogą być wykonywane wyłącznie przez wykwalifikowanych elektryków. Skontaktuj się z odpowiednimi instytucjami, aby uzyskać poradę.

EESTI

OLULINE! Lülitage alati enne paigaldustööde alustamist elekter välja. Mõnes riigis võib elektritööd teostada ainult litsentseeritud elektrik. Võtke ühendust kohaliku elektriteenust pakkuva asutusega.

LATVIEŠU

SVARĪGI! Pirms montāžas darbu uzsākšanas vienmēr atvienojiet galveno strāvas padevi. Dažās valstīs elektroinstalācijas darbus drīkst veikt tikai sertificēts elektriķis. Neskaitrību gadījumā sazinieties ar savu vietējo energoapgādes uzņēmumu.

LIETUVIŲ

SVARBU! Prieš pradėdami elektros instaliacijos darbus, visada išjunkite elektros energiją. Kai kuriose šalyse elektros instaliacijos darbus gali atlikti tik leidimą tam turintis elektrikas. Kreipkitės į atitinkamas institucijas ir pasitikslinkite.

PORTUGUÊS

IMPORTANTE Desligue sempre a corrente eléctrica antes de começar um trabalho de instalação. Em alguns países os trabalhos de instalação eléctrica só podem ser realizados por um electricista autorizado.

Contacte a sua autoridade local de electricidade para aconselhamento.

ROMÂNIA

ATENȚIE! Opriți întotdeauna alimentarea cu curent electric înainte de a începe lucrările de instalare. În unele țări, operațiunile de instalare pot fi efectuate numai de către un instalator autorizat. Pentru mai multe informații, contactați autoritatea locală care gestionează energia electrică.

SLOVENSKY

DÔLEŽITÉ! Pred inštaláciou vždy odpojte zo siete. Zistite si, či nepatrí- te medzi tie krajiny, kde inštaláciu môže uskutočniť výlučne elektrikár. O radu požiadajte vašu lokálnu autoritu.

БЪЛГАРСКИ

ВАЖНО! Винаги изключвайте електрозахранването във

веригата, преди да извършвате работа по инсталацията. В някои страни работа по електрическите инсталации може да се извършва единствено от оторизиран електротехник. За препоръка се обърнете към местната електрическа компания.

HRVATSKI

VAŽNO! Uvijek isključite struju prije instalacije. U nekim zemljama postavljanje električnih instalacija može obavljati samo ovlaš- teni električar. Za savjet kontaktirajte svog lokalnog ovlaš- tenog električara.

ΕΛΛΗΝΙΚΑ

ΣΗΜΑΝΤΙΚΟ! Πριν από την έναρξη της εργασίας εγκατάστασης, να διακόπτετε πάντα την παροχή ρεύματος από τον γενικό διακόπτη. Σε μερικές χώρες, οι ηλεκτρολογικές εργασίες θα πρέπει να πραγματοποιούνται

μόνο από ένα εξουσιοδοτημένο ηλεκτρολόγο. Για πληροφορίες, επικοινωνήστε με την εταιρία ηλεκτρισμού της περιοχής σας.

SRPSKI

BITNO! Uvek isključite struju pre nego što počnete s intaliranjem. U pojedinim državama elektroinstalacije mogu da postavе samo osobe s ovlašćenjem. Obratite se lokalnoj elektro-distribuciji za savet.

РУССКИЙ

ВНИМАНИЕ! Перед установкой всегда отключайте электропитание. В некоторых странах электроустановка должна производиться только квалифицированным электриком. Обратитесь за консультацией в соответствующие местные инстанции.

SLOVENŠČINA

POMEMBNO! Pred začetkom dela vedno izklopite električno napajanje. V nekaterih državah sme električno napelјavo napelјevati le pooblašćeni elektrićar. Za nasvet se obrnite na najbližji pooblašćeni servis.

TÜRKÇE

ÖNEMLİ! Kurulumu başlamadan önce her zaman elektrik devresini kapatınız. Bazı ülkelerde elektrik kurulum işlemleri sadece yetkili elektrik teknikerleri tarafından yapılmaktadır. Size en yakın yerel elektrik idaresi ile temas kurarak bu konuda bilgi alabilirsiniz.

BAHASA INDONESIA

PENTING! Selalu matikan listrik ke sirkuit sebelum memulai pekerjaan pemasangan. Di beberapa negara pekerjaan pemasangan listrik hanya boleh dilakukan oleh tukang listrik tersertifikasi.

Hubungi tukang listrik berwenang di tempat anda untuk saran.

BAHASA MALAYSIA

PENTING! Sentiasa padamkan bekalan kuasa ke litar sebelum memulakan kerja-kerja pemasangan. Di beberapa negara kerja-kerja pemasangan elektrik hanya boleh dilakukan oleh kontraktor elektrik yang bertauliah. Hubungi pihak berkuasa tempatan untuk mendapatkan nasihat tentang bekalan elektrik.

한국어

중요! 설치작업을 시작하기 전 반드시 회로의 전원을 차단하세요. 일부 국가에 서는 공인전기시공업체만 전기 공사를 진행할 수 있습니다. 관련 정보는 지역 전력 관할 기관에 문의하세요.

日本語

重要 設置作業を開始する前に必ずブレーカーを切ってください。電気工事の作業を行うには、資格を必要とする国もあります。お近くの電気工事店にご相談ください。

中文

重要事项 安装工作开始前，请务必切断电路电源。在一些国家，电气安装必须由有资质的电力承包商完成。请联系您当地的电力部门，征询建议。

繁中

重要訊息 安裝前請務必關掉電源。有些國家的電力安裝工作需由有執照的專業電工執行，如有任何疑問，請聯絡專業人員。

CLAVA DINE

lampshade | brushed brass




TREASURES 2-DOOR CABINET oak | venetian cane
ASTERIA TABLE lamp | pearl white



SUSTAINABLE SUSTAINABILITY EFFORTS

We are dedicated being sensible frontrunners on the environmental responsibility. If we provide timeless and functional quality designs that last, we know nature will prevail, as will UIMAGE.

*"SAVING THE SCENT OF THE FOREST
AFTER AN EARLY MORNING RAIN"*



GIVING BACK TO NATURE

In collaboration with the NGO One Tree Planted, we are planting a tree every time one of our designs made from wood are being sold.

MULTIFUNCTION AND FLEXIBILITY

One of the key aspects of the designs at UIMAGE is multiple functions and flexibility. Designing with more than one function in mind is a sustainable mindset as it reduces the number of products you need to buy to get a complete setting for your space.



REUSABLE PACKAGING

To minimize packaging waste, most of the packaging from our lighting collection is repurposed to be used as beautiful storage boxes afterwards. Learn more on the next page...



REUSABLE PACKAGING

With your new lamp, you have also received a free decorative storage box for the shelf.

THIS IS HOW IT WORKS

When your new lamp is out of the box you can keep the box and reuse it as a storage box for your small bits and bobs and place it on the shelf or on the top of your closet - repurposing the packaging for you and the environment.



So not only are UIMAGE's designs flat-packed to optimize the global logistics and the environmental footprint, but it ensures that you don't need to throw away tons of packaging material, that can just as well be reused for something new.

Read more about our many sustainability efforts:
umage.com/sustainability



Please follow the marked icons on the packaging materials for correct disposal of the remaining packaging materials:




CARDBOARD



PAPER



Recycle your waste correctly
by searching for these icons on
the packaging



FOLLOW US ON SOCIAL MEDIA



@umagedesign | #umagedesign | umage.com



220523