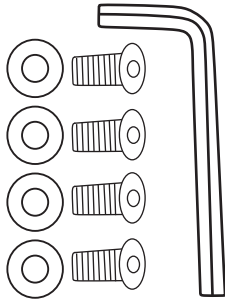
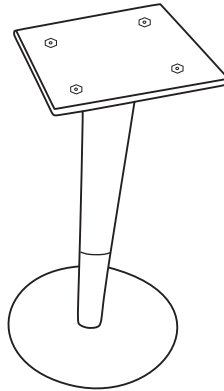


1

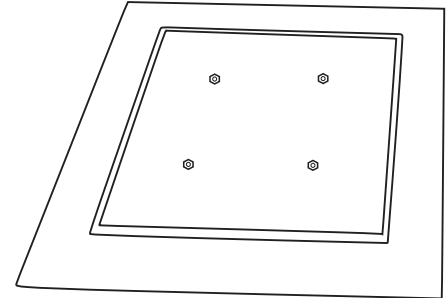


Perno y tonillo Allen

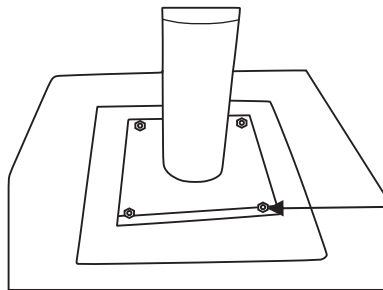
2



3

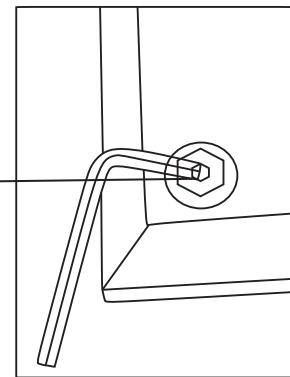


4



Coloque la tapa de mármol invertida sobre una superficie limpia. Alinee los agujeros con el de la Mesa y atornille con la ayuda de los tornillos Allen suministrados

5



Alinear A con A y atornillar los tornillos

FINAL MESA MONTADA

