


# MUSE

armchair

BePureHome



## - MOUNTING INSTRUCTIONS -

NL: Tip bij harde vloeren: Plaats viltglijders onder de poten. Dit voorkomt beschadiging aan harde vloeren.

UK: Tip for hard floors: Place felt glides under the legs. This prevents damage to hard floors.

DE: Tipp für harte Böden: Ort Filzgleiter unter den Beinen. Dies verhindert Schäden an harten Böden.

FR: Conseil pour les sols durs : Placez des patins en feutre sous les jambes. Cela évite d'endommager les sols durs.

1/2


Bewaar deze handleiding • Please save this manual • Bitte bewahren Sie diese Montageanleitung • Merci de garder la notice de montage

[www.bepurehome.com](http://www.bepurehome.com)

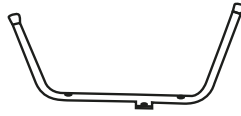


# MUSE

armchair



A - Armchair - 1 Pcs



B - 2 Pcs



C - 4 Pcs  
6x35mm




D - 2 Pcs  
6x25mm



E - 1 Pcs

1



A - Armchair

2

Cx4  
Dx2

