



MEGAN

2-seater sofa



- MOUNTING INSTRUCTIONS -

NL: Tip bij harde vloeren: Plaats viltglijders onder de poten. Dit voorkomt beschadiging aan harde vloeren.

UK: Tip for hard floors: Place felt glides under the legs. This prevents damage to hard floors.

DE: Tipp für harte Böden: Ort Filzgleiter unter den Beinen. Dies verhindert Schäden an harten Böden.

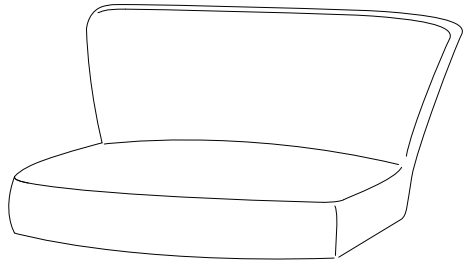

FR: Conseil pour les sols durs : Placez des patins en feutre sous les jambes. Cela évite d'endommager les sols durs.

1/3

Bewaar deze handleiding • Please save this manual • Bitte bewahren Sie diese Montageanleitung • Merci de garder la notice de montage

MEGAN

2-seater sofa



A x1



B x2



C x2

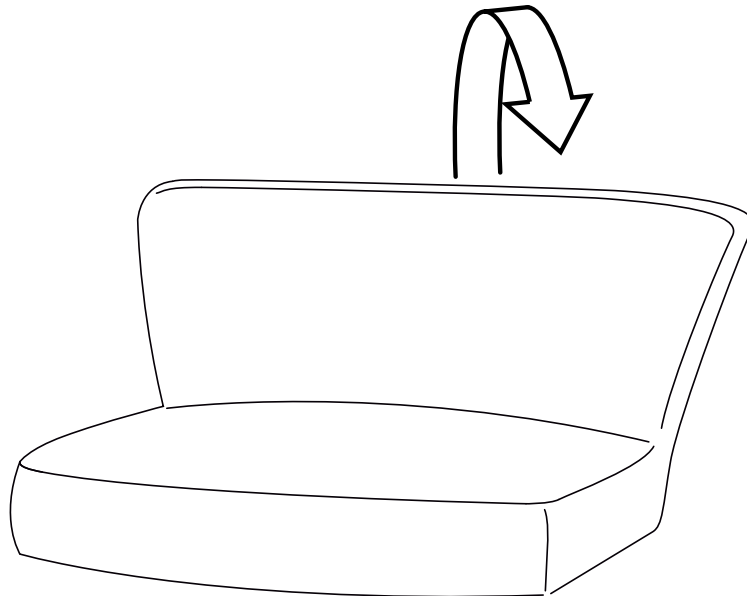


D x4




E x4
3.5x30mm

1



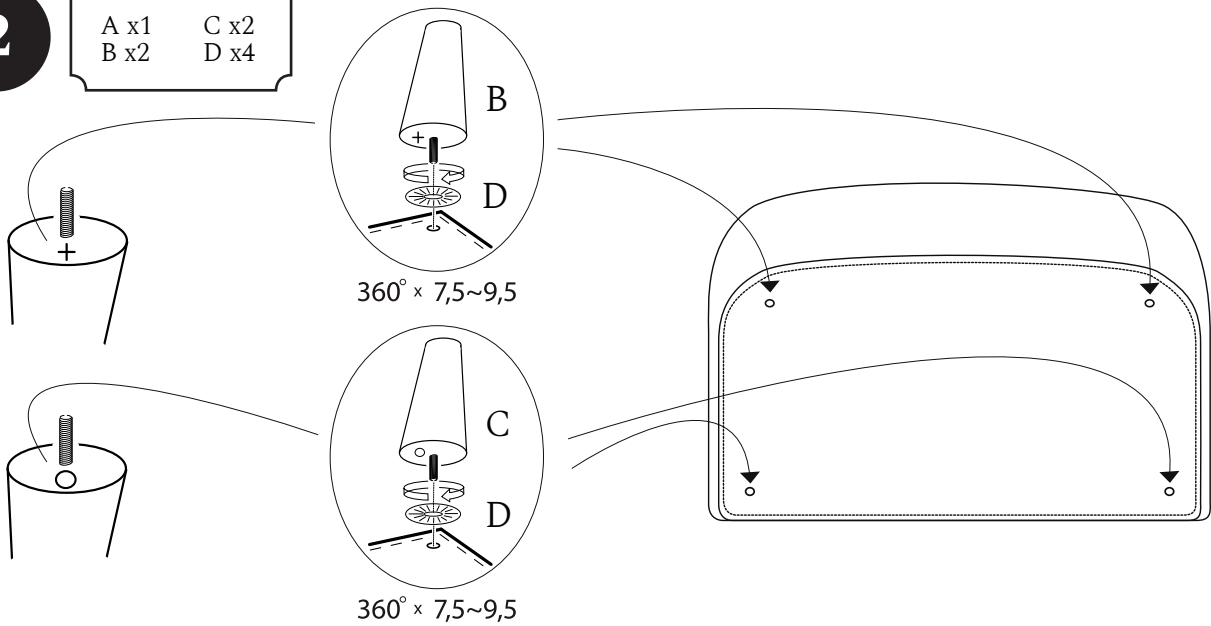
MEGAN

2-seater sofa

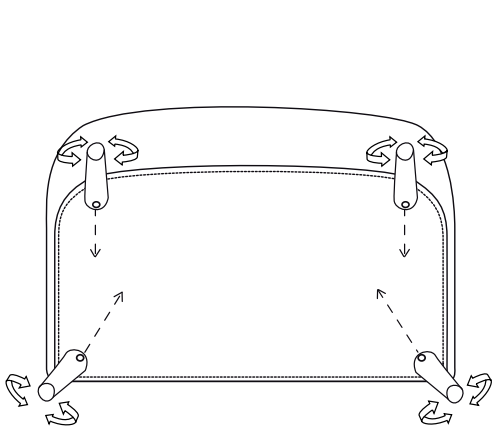


2

A x1 C x2
B x2 D x4

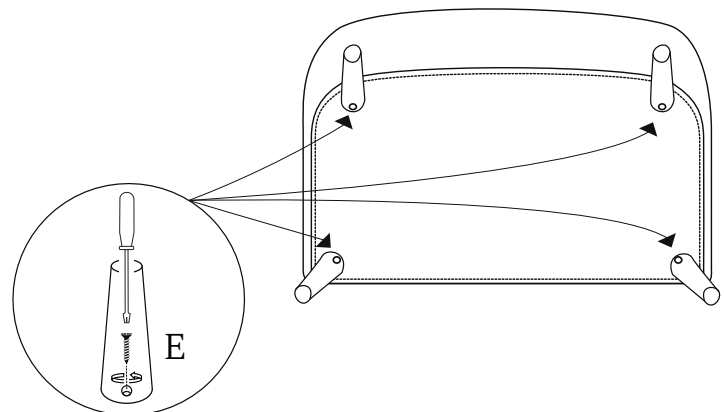


3



4

E x4



3/3