

Eclipse Wall Mirror - Installation and Care

Thank you for purchasing this wall mirror. Please read instructions carefully before use to ensure safe and satisfactory operation of this product. It is recommended that this mirror is fitted only by persons competent in DIY.

The Mirror is supplied with screws and wall plugs suitable for a stone or brick wall. For all other wall types (eg. hollow plasterboard) alternative fixings will be required. If in doubt consult a qualified person. You will need a power drill, masonry drill bit, cross-head screw driver and adjustable spanner to install this product. Ensure the wall surface is of suitable strength and construction before fixing the mirror.

Fixings included:

x 2 wall screws



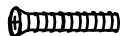
x 1 ball joint



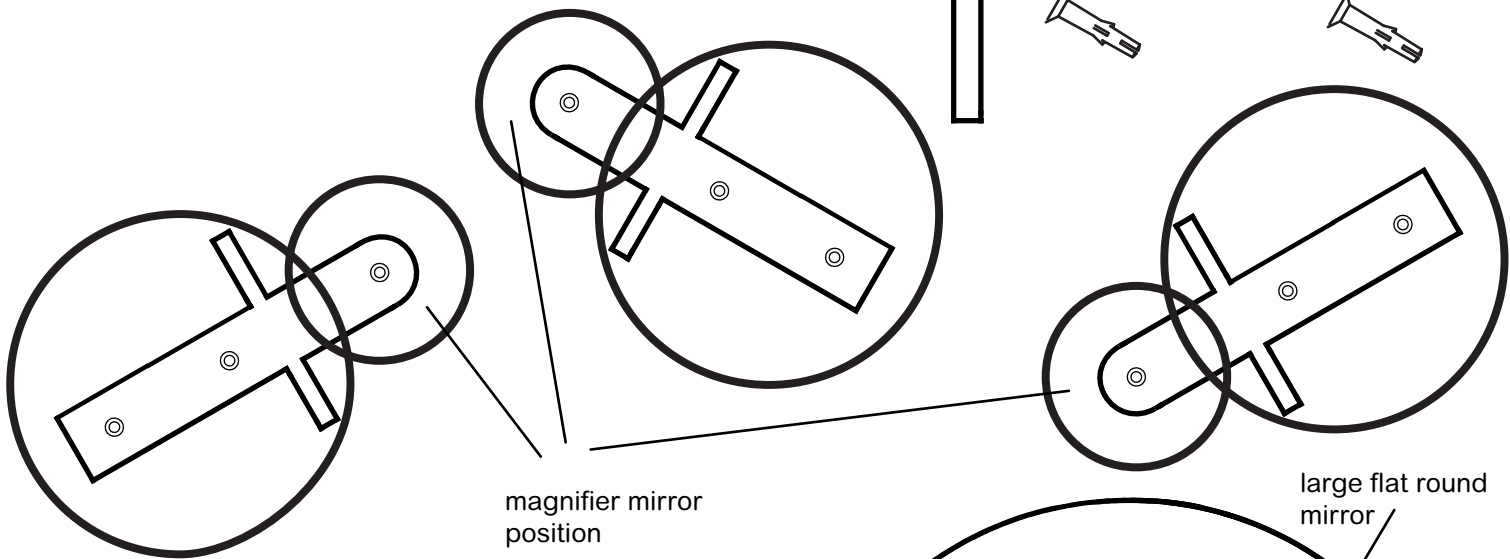
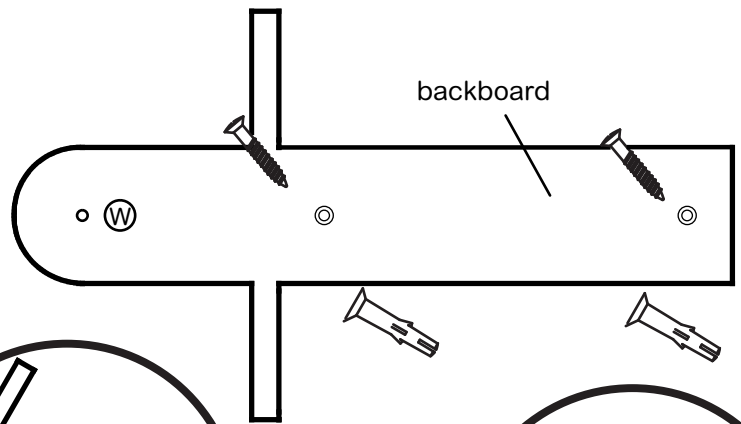
x 2 wall plugs



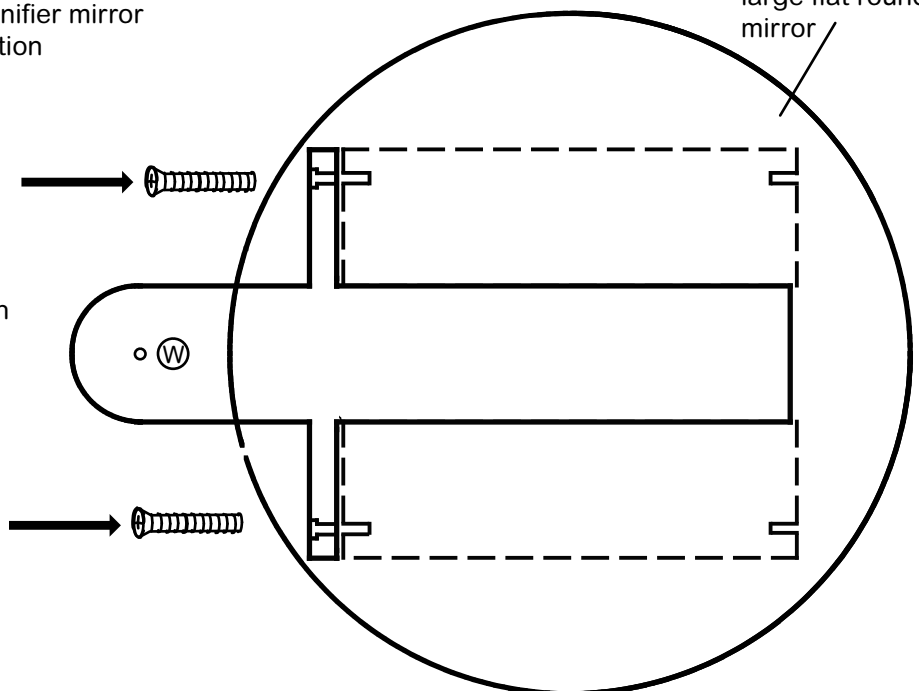
x 6 mirror screws



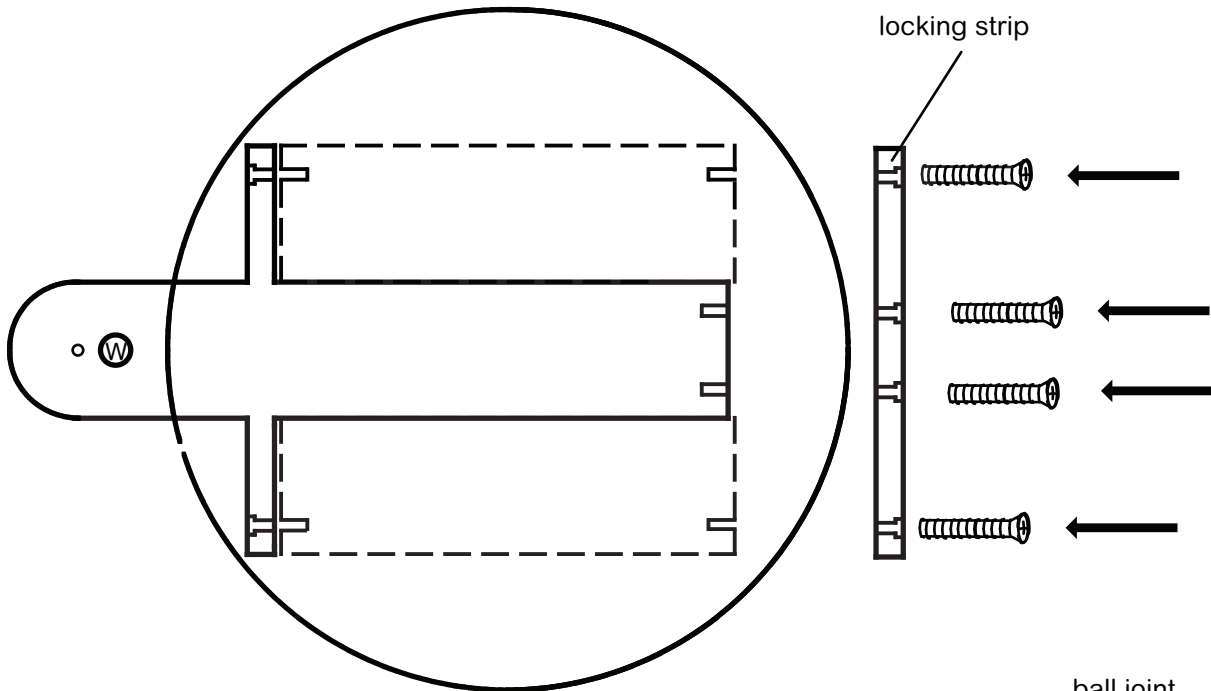
(A) Fit backboard to wall using supplied wall screws and wall plugs if suitable. Check backboard will support upto 8kg before fixing other components. Consider where you want the magnifier positioned before fixing backboard.



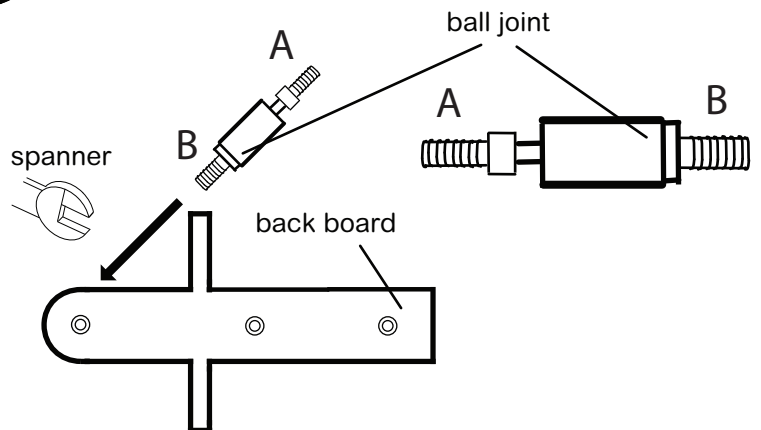
(B) Position the large flat round mirror over the backboard so that the mirror screws can be fixed from the side edge to the backboard and mirror. Tighten screws with a screwdriver.



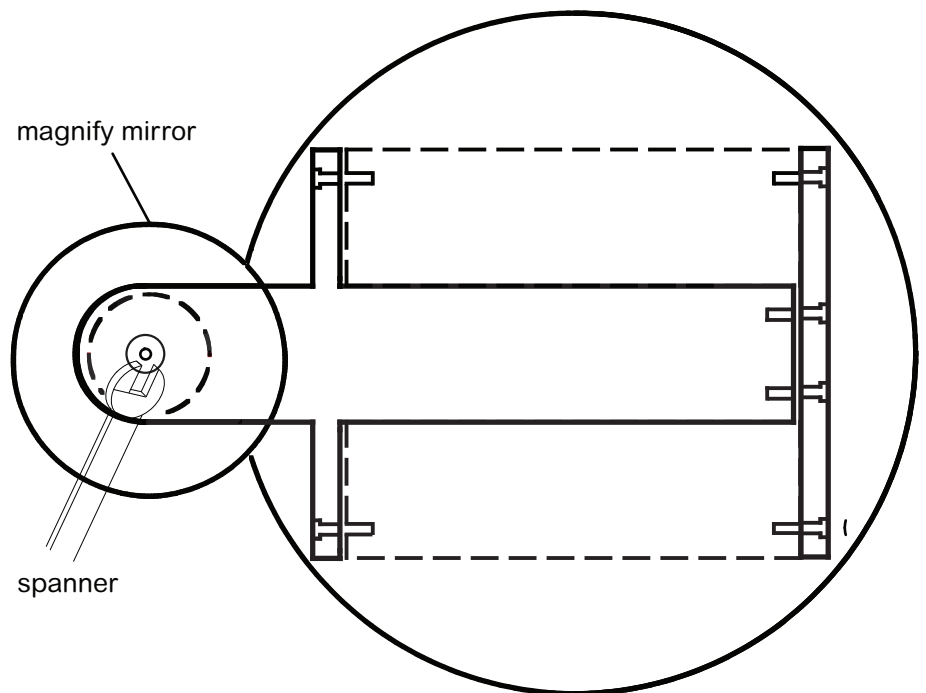
- Ⓒ Fit the locking strip using four mirror screws.
Tighten using a screwdriver.
Check the mirror is securely fastened.



- Ⓓ Using a spanner fit the the ball joint tightly into the backboard. End B goes into the backboard.
Fit the magnifying mirror onto the ball joint, secure tightly using a spanner. End A goes into the magnifying mirror.
Check the magnify mirror and ball joint do not come loose when the magnify mirror is turned. Tighten if necessary.



Before use check the mirror is secure and the magnify mirror does not loosen when rotated.
Clean wood using a soft damp cloth.
Use glass cleaners for the mirror.
Fit in accordance with manufacturers instructions. Retain for future use.



Complies with: BS7449:1991
Mirror thickness 3mm film backed
Model ref: BA.ECLIPSE