


## CEILING LAMP



### COMPOSITION

Brass

### DIMENSIONS

Measurements (length x width x height):  
60 x 60 x 156 cm.

Weight:  
4,2 kg.

Bulb base:  
E27

Wattage:  
MAX 5W LED

Number of bulbs:  
1

Lampshade size:  
60X60X30 cm.



Trim size:  
10X10X3

Cable length:  
90 cm.

Voltage: 220-240V, 50-60HZv.

Included:  
wall system.

Not Included:  
bulb.



Packaging	Type	Units/Box	Content	Volume	Length	Wide	High	Weigth (Kg)
	CARTON	1	PRODUCT	0.3008	67	67	67	9,6